

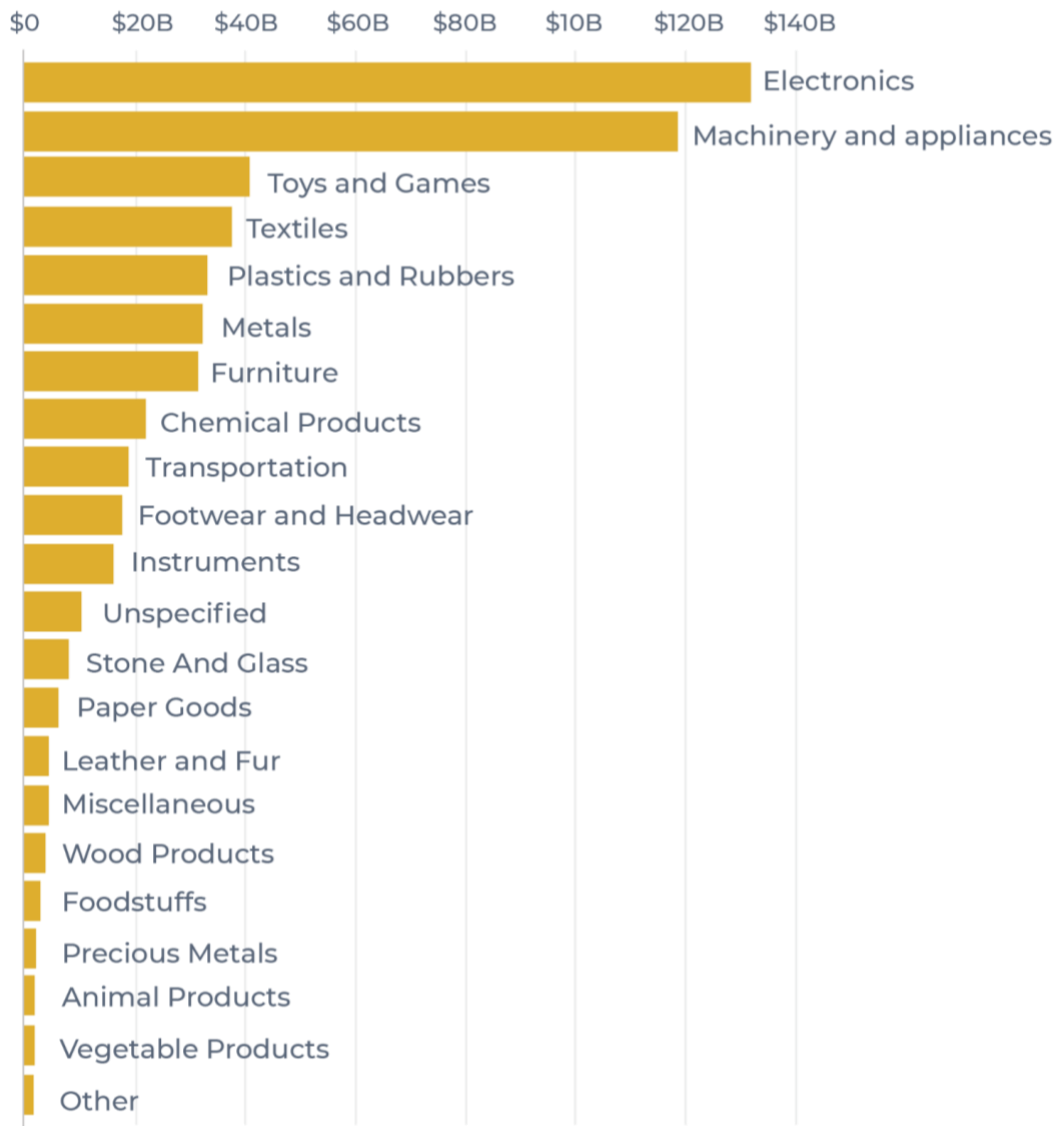


ESCALATING GLOBAL CONFLICT & POTENTIAL IMPACTS ON AUTOMOTIVE, AEROSPACE, AND DEFENSE INDUSTRIES

SUPPORTING CHARTS & GRAPHS

What Does the U.S. Import From China?

Goods imports from China, 2021



SOURCES: U.S. Comtrade; Observatory of Economic Complexity.

Total Imports and Exports

Imports from China and Exports To China



Total Imports from China Total Exports to China



\$43.67B

Telephones for cellular networks or for other wireless networks

\$37.24B

Automatic data processing machines

\$12.32B

Tricycles, scooters & similar wheeled toys & other toys

\$11.25B

Communication apparatus

\$5.35B

Games

\$4.71B

Other monitors

\$4.6B

Electrical static converters

\$4.42B

Units of automatic data processing machines

\$4.29B

Seats

\$4.17B

Reception apparatus for television

\$13.13B

Aeroplanes & other aircraft

\$12.46B

Soya beans

\$7.89B

Vehicles with only spark-ignition internal combustion reciprocating piston engine

\$4.95B

Electronic integrated circuits; Processors & controllers

\$3.97B

Oils

\$2.09B

Gold

\$1.92B

Machines & apparatus for the manufacture of semiconductor devices or of electronic integrated circuits

\$1.87B

Vehicles for transport of persons

\$1.72B

Petroleum gases & other gaseous hydrocarbons

\$1.6B

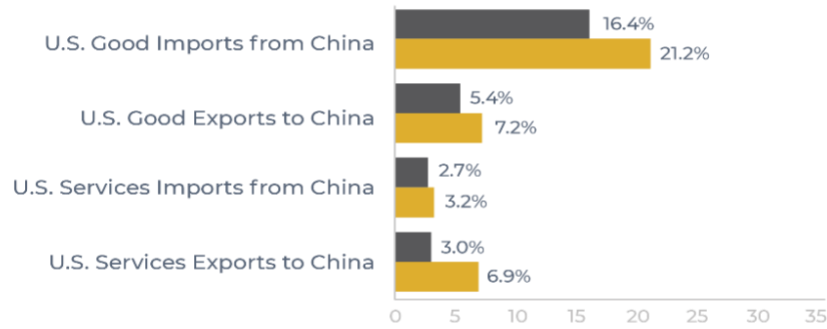
Copper

U.S.–China Engagement in Four Channels as a Share of Total U.S. Activity +

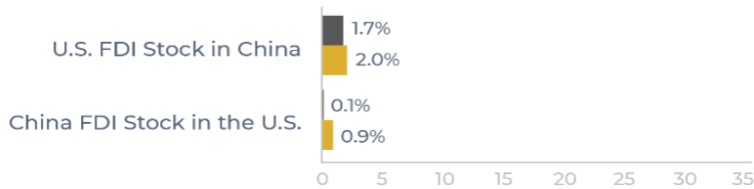
Percentage

2008 2018

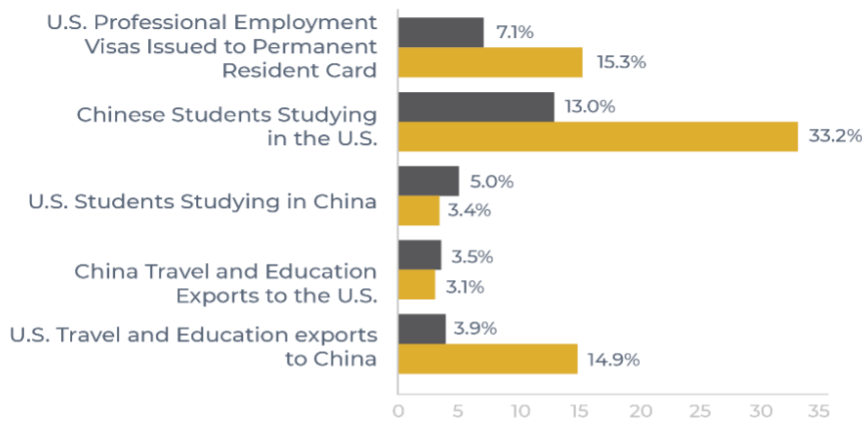
Trade



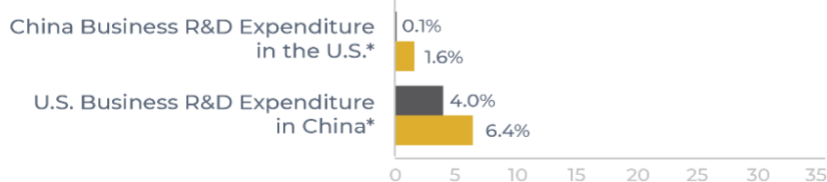
Investment



People



Ideas

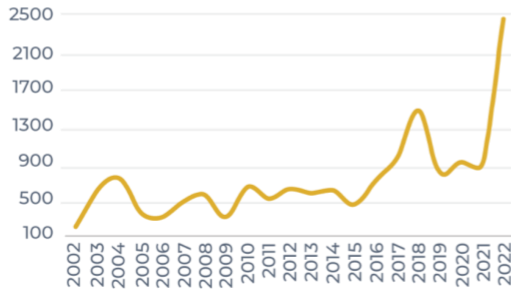


SOURCES: U.S. Bureau of Economic Analysis, U.S. Census Bureau, Institute of International Education, Rhodium Group (RHG) calculations. *R&D expenditure is for the years 2009 and 2017. *Shows U.S. outbound activity in China as a share of total U.S. outbound activity, and U.S. inbound activity from China as a share of total inbound activity in the U.S. China does not publish data on U.S. professional visas issued.

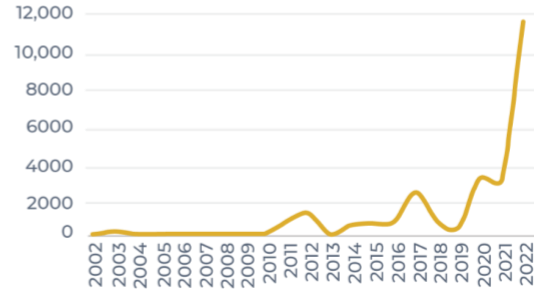
New Designation by Year

U.S and EU

U.S. Designations



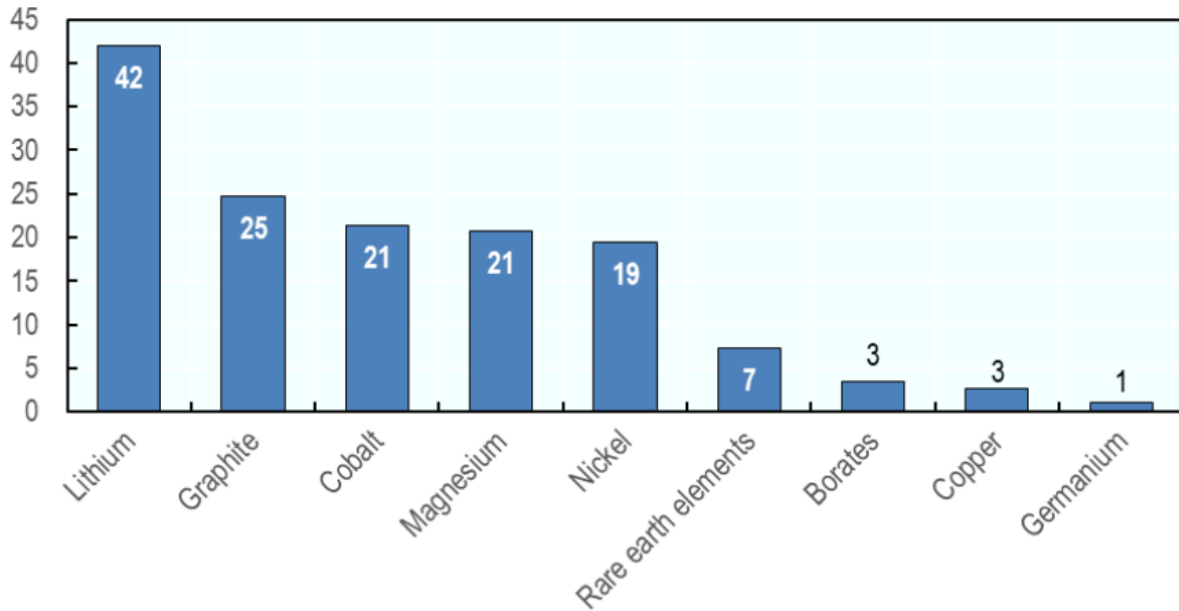
EU Designations



SOURCE: Gibson Dunn

OECD: Projected Global Demand Growth for Certain Raw Materials by 2040

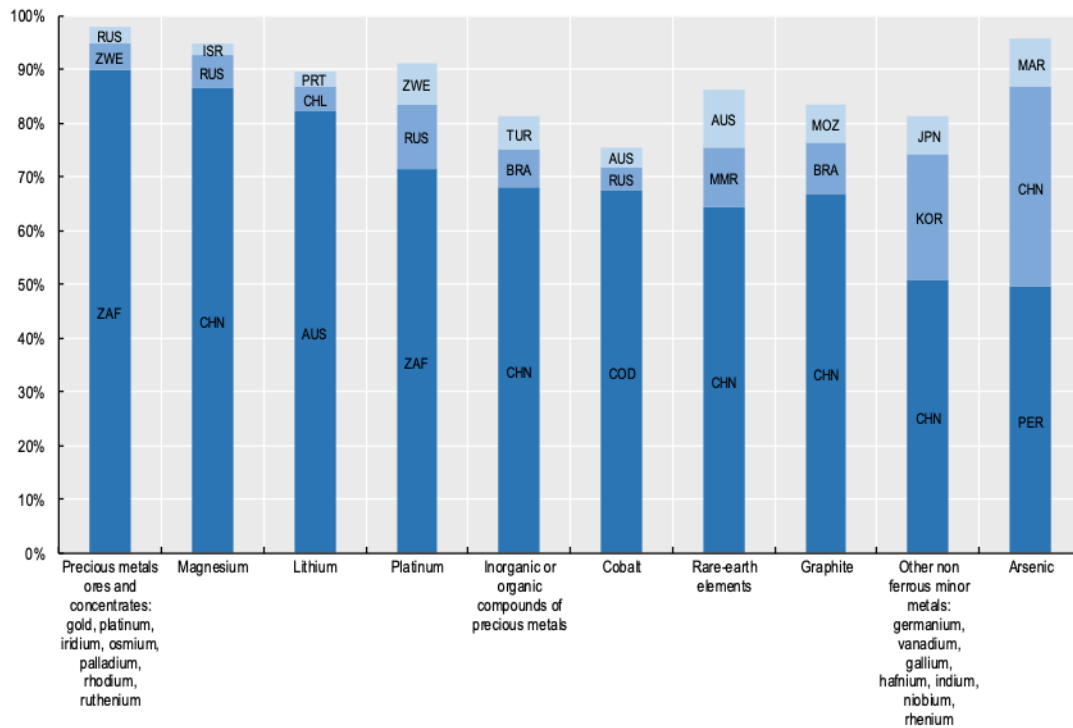
Projected increase factor (1= current demand)



Source: [Working Party of the Trade Committee Raw materials critical for the green transition](#)

Top 3 Producers of the Top 10 Most Production-Concentrated Critical Raw Materials

Shares in global production (%)



Note: AUS – Australia; BRA – Brazil; CHN - China; CHL – Chile; COD – Democratic Republic of Congo; ISR – Israel; KOR – Republic of Korea; MAR – Morocco; MMR – Myanmar; MOZ – Mozambique; PER – Peru; PRT – Portugal; TUR – Türkiye; RUS – Russian Federation; ZAF – South Africa; ZWE – Zimbabwe. Shares in global production based on gross weight of production.

Source: OECD calculations based on the United States Geological Survey data.

Source: [Working Party of the Trade Committee Raw materials critical for the green transition](#)

ENDNOTES:

[Trade in raw materials - OECD](#)

[Working Party of the Trade Committee Raw materials critical for the green transition](#)

[UN Comtrade](#)

[The Contentious U.S.-China Trade Relationship | Council on Foreign Relations](#)

[Understanding US-China Decoupling: Macro Trends and Industry Impacts by the U.S. Chamber of Commerce](#)

[Bureau of Economic Analysis: China - International Trade and Investment Country Facts](#)

[Global Sanctions Dashboard - Atlantic Council](#)

[War with China: Thinking Through the Unthinkable | RAND](#)

[America's New Sanctions Strategy: How the U.S. Can Stop the Russian War Machine and Strengthen the International Economic Order](#)

[The Global Economic Disruptions from a Taiwan Conflict | Rhodium Group](#)

[Strengthening the Global Semiconductor Supply Chain in an Uncertain Era](#)

[China Trade Statistics | WITS](#)

[The People's Republic of China | United States Trade Representative](#)

[China-EU - international trade in goods statistics](#)

[2022 Year-End Sanctions and Export Controls Update - Gibson Dunn](#)

[The growing U.S. fears over China's buildup near a Mideast oil hub](#)

[Raw material shortages lead to global supply chain threat | Achilles](#)

["Reunification" with Taiwan through Force Would Be a Pyrrhic Victory for China](#)

[Further Delaying Climate Policies Will Hurt Economic Growth](#)

[Supply Chains and the COVID-19 Pandemic: A Comprehensive Framework - PMC](#)
[Net Zero by 2050 – Analysis - IEA](#)
[EV battery costs could spike 22% by 2026 as raw material shortages drag on](#)